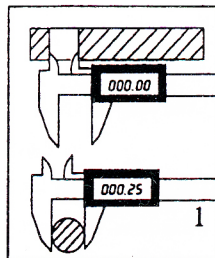
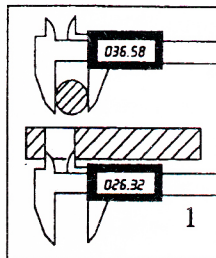


● TROUBLE SHOOTING

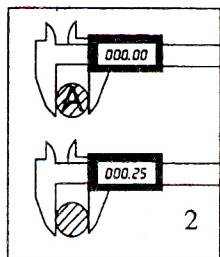
Trouble	Cause	Remedy
Five digits jump simultaneously once per second about.	Battery voltage is under 1.45V.	Remove the cover and replace battery.
The display can't count.	Circuit accident.	Put out battery and reset it in after 30 secc.
Only display 000.00 or IN 00.000	Both function buttons and slider's signal end short out.	Remove the cover, put button's spring in ideal condition.
Function buttons non active	Spring out of shape caused by violent pressing buttons.	Ditto
Reading error for full length is ≤ 0.1 mm	Dirts get into sensor.	Remove the cover and slider assembly, jet sensor's face with clean pressure air ($\leq 5\text{kg/cm}^2$), clear it with few petrol for dirt preventing.
LCD screen no display	1). Battery hasn't good contact. 2). Battery voltage is under 1.1V.	1). Remove the cover, keep good contact for battery. 2). Replace battery.

● APPLICATIONS:

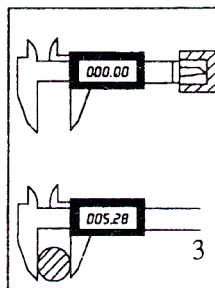
1. Comparisons between plug and hole



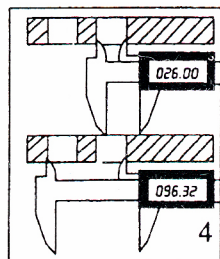
2. Deviation from reference size A



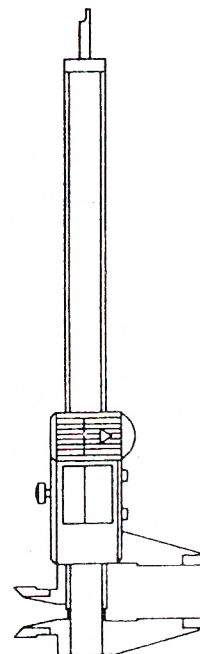
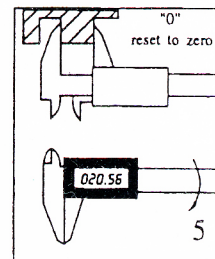
3. Measuring of bottom thickness



4. Measuring of centre distance between two identical holes



5. Measuring where display faces opposite



ELECTRONIC DIGITAL CALIPER

OPERATING INSTRUCTIONS

● SPECIFICATIONS AND FUNCTIONS:

Measuring range	Resolution
0 - 150mm/0 - 6 "	0.01mm 0.0005 "
0 - 200mm/0 - 8 "	0.01mm 0.0005 "
0 - 300mm/0 - 12 "	0.01mm 0.0005 "
0 - 500mm/0 - 20 "	0.01mm 0.0005 "

Measuring range	Accuracy
0 - 200mm/0 - 8 "	0.03mm 0.001 "
200 - 300mm/8 - 12 "	0.04mm 0.0015 "
300 - 500mm/12 - 20 "	0.05mm 0.002 "

Indicati: on error: 0.03mm

Repeatability: 0.01mm or 0.0005 "

Maximum measuring speed: 1.5m/sec or 60 "/sec.

Measuring system: non-contact linear CAP
measuring system

Display: LCD display, minus sign " - ", character in 4.7mm/0.185 " height for 5 digits. small digit " 5 " and " IN " sign for inch measuring unit.

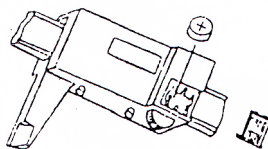
Battery: one silver oxide battery 1.5V for one year of continuous use. Low of battery warning by flashing display.

Operating temperature: 0°C ~ +40°C

Storage temperature: -20°C ~ +70°C

Operating humidity: within 0 to 80% of relative humidity

Auto switch off: when the LCD displays "0" the battery will be cut off automatically in 7 minutes. Move the slider and/or push the mm/inch button. the display will be recovered.



Battery replacement

1. METRIC / INCH change over (true conversion)
2. Zero setting (zero setting at any position within the measuring range)
3. Battery changer cover

● INSTRUCTIONS

1. Keep body face clean, prevent liquid material from getting into slider to destroy electronics.
2. Face should be cleared by petrol, body lubricated by few clock oil. Acetone and alcohol mustn't be used.
3. Don't remove end lid without using output interface. Output end shouldn't be contacted with metal in order to protect electronics against damage.
4. Other notes refer to conventional caliper.