













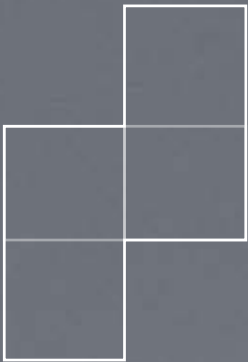
# The perfect fit. Our SlimLine laboratory glasswashers

Miele Professional. Immer Besser.



**EASYLOAD**

# 360 PRO



**The perfect fit.**


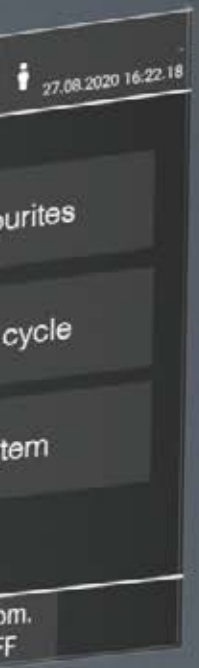
# Our SlimLine laboratory glasswashers

SlimLine laboratory glasswashers from the PLW 7111 series set new standards in performance and user-friendliness. An entirely redesigned washing system boasts considerably better performance compared with the previous model series and, thanks to a variable-speed pump, is able to adjust circulation pressure and water consumption to each load.

The high-quality colour touch display in combination with the innovative multi-colour chamber lighting makes for intuitive loading and excellent control over the entire process.

The new EasyLoad system is now also available on SlimLine models, simplifying loading and supporting users in correctly positioning their items of laboratory glassware. Thanks to the intelligent use of space by the EasyLoad system, the capacity for 100 ml bottles for instance has been increased by more than 50% compared with the previous series.

**Miele 360PRO – Single-source supply.**



# Smart, thorough and compact

The new generation of SlimLine laboratory glasswashers sports another round of improvements in terms of handling and the use of chamber space. The tried-and-tested SmartLoad system allows the use of up to three baskets on telescopic runners which can be flexibly positioned and connected to the water circuit at four different levels. This allows various combinations to accommodate a variety of different load heights.

This system has undergone further improvements, allowing all baskets to be used on any level. The differentiation between baskets which run on the door and ones on telescopic runners now no longer applies. Telescopic racks on all levels guarantee greater loading flexibility.

## Compact machine combined with large capacity

- Small footprint with a width of just 650 mm
- 3 levels with injector nozzles
- Also for carboys with a volume of up to 50 l
- 192 bottles (100 ml) or 108 bottles (250 ml) in a single cycle

## Time and resource savings

- High-performance and intelligent pump system with variable-speed pump
- Maximum performance when needed
- Water conservation where possible
- Heated tank for short cycles<sup>1</sup>



 **SlimLine**  
Design

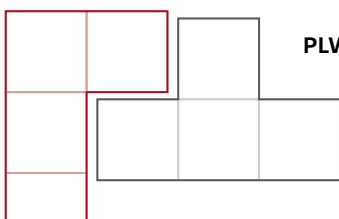
 **SmartLoadPlus**  
3 racks  
4 levels

 **Adaptive  
Speed**  
Washing

 **Speed**  
Heated  
Tank

 **Digital**  
Services

**EASYLOAD**



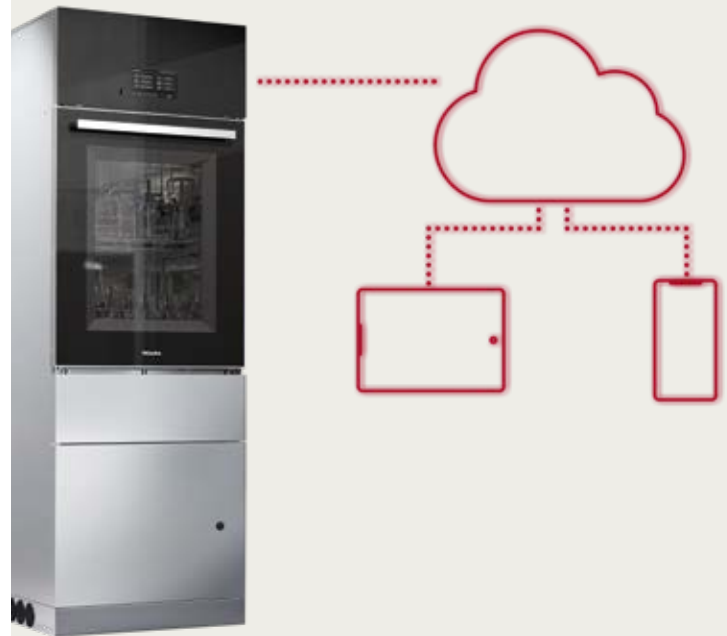
PLW 7111

## Connectivity-ready

- Ready for connection to Miele Cloud Service (Miele MOVE)
- Direct access to machine and performance data
- Increased uptime through remote diagnostics

## Intuitive and safe operation

- Intelligent controls with 7" colour touch display, optimised programmes and 20 vacant programme slots
- Simple and effective cleaning
- USB interface integrated in machine front
- Ready for connection to process documentation software




## Visual monitoring of chamber

- Process control thanks to full glass door
- Machine status easily identifiable thanks to 3-colour chamber lighting
- Automatic door lock

## Thorough and efficient cleaning processes

- Chamber, spray arms and tank filters made from high-grade, electro-polished stainless steel (DIN 1.4404/AISI 316L)
- Conductivity monitoring for high-level process quality<sup>1</sup>
- HEPA H14 fine filter for germ-free drying air<sup>1</sup>
- Integrated water softener<sup>1</sup>



# EasyLoad – Fast loading and highly efficient use of chamber space

# EASYLOAD

## New holder rack

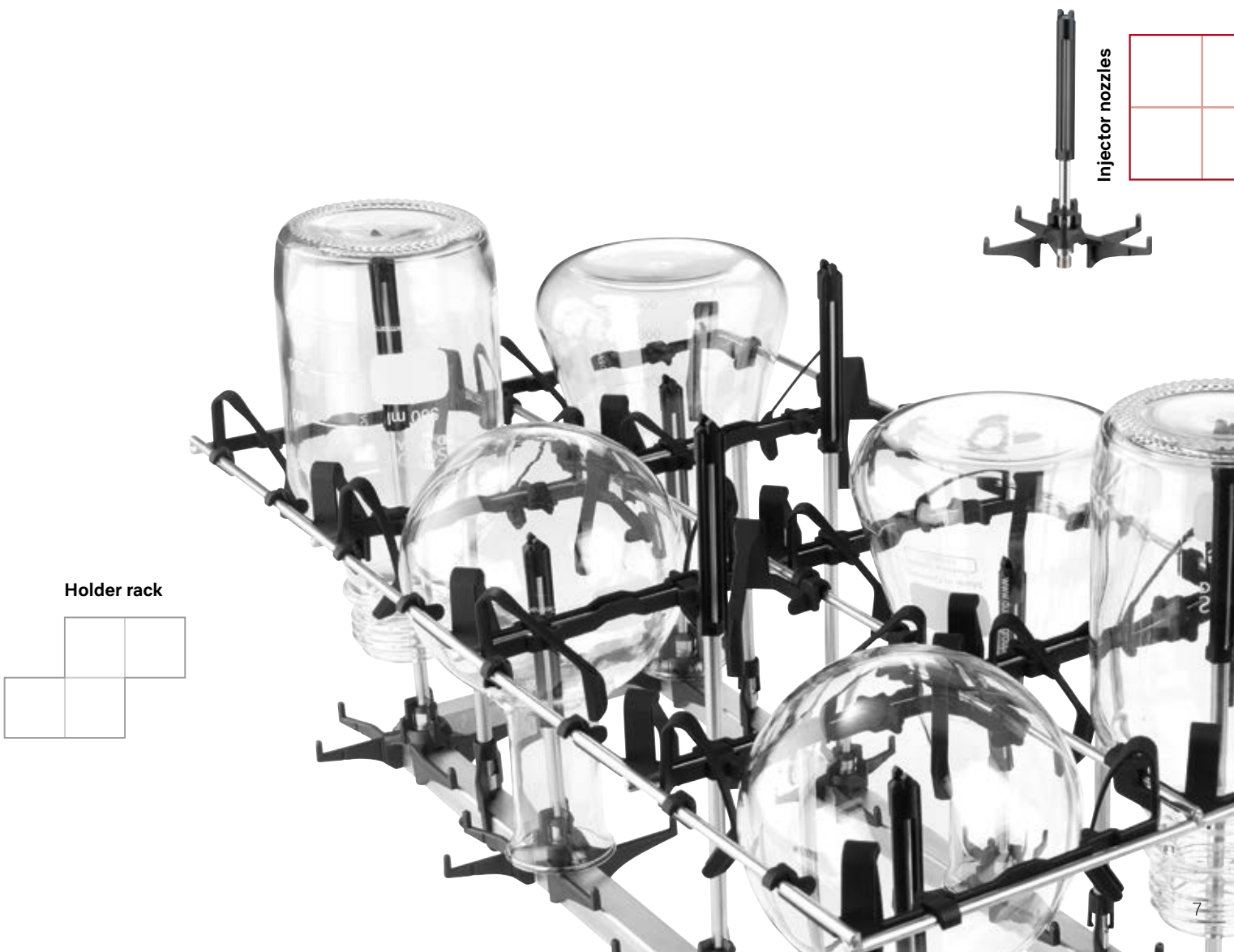
The new holder rack offers additional load stability. As and when required, it is placed on top of the injector module, providing a secure hold even to particularly large items of laboratory glassware in a vertical and protected position.

## Thorough cleaning thanks to injector nozzles

Even if a nozzle tip rests against the base of a glass, the injector nozzles still guarantee thorough cleaning. The support surrounds the injector rail in the module or basket, preventing lateral movement of the load items without wasting valuable height.

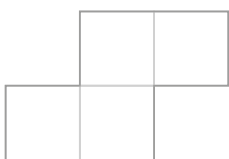
## EasyLoad equates to efficiency and convenience

- An injector system for all common injector modules and many other load carriers enables the simple and flexible loading of a laboratory glasswasher
- Optimum use of available chamber height
- Particularly fast and simple arrangement of load items
- Thorough internal cleaning of glassware of all shapes and sizes
- Secure hold and exceptional protection of materials during a wash cycle
- Injector nozzles available in 3 diameters, 6 lengths
- Matching plastic holders and supports
- Injector modules with 8, 18 or 32 injectors
- Holder racks for 8, 18 or 32 injector positions



Injector nozzles

Holder rack





Increased capacity compared with previous PLW 6111

250 ml bottles



100 ml bottles





# SlimLine laboratory glasswasher PLW 7111

## General

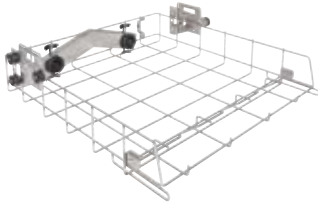
SlimLine laboratory glasswasher	PLW 7111
External dimensions [Width x Height x Depth mm]	650, 1965, 702
Chamber dimensions [Width x Height x Depth mm]	570, 717, 590
Usable capacity [l]	241
Load concept	Rack system with max. 3 baskets in 4 different positions
Programmes	20 vacant programme slots
Programme selection	7" colour touch display

Features		Features (model-dependent)
Single-door model	◆	Electric heating
All-glass bottom-hinged door	◆	Electric/steam heating
3-colour chamber lighting as status indicator	◆	Pre-heating tank
Chamber material	1.4404/316L	Drain valve
Dispenser pumps [qty]	2	Drain pump
Variable-speed pump	◆	Drying incl. HEPA H14 filter
Water connections	HW, CW, demineralised water	Steam condenser
Electrical connection 3N AC 400 V, 50 Hz	◆	Water softener
Total rated load [kW]	10.1	Conductivity meter
WiFi	◆	Printer
USB port	◆	Specifications for oil-based applications
Process chemical capacity	3 x 5 l	Drain water cooling
Ethernet interface	◆	Demineralised water pump
Leakage sensor	◆	
		<b>Optional modules</b>
		Potential-free contacts
		Additional dispenser pumps

## Model overview

Type designation	Mat. no.	Heating		Features													
		EL Electro	EL/S Electro/Steam	DU Drying Unit	SC Steam Condenser	DP S (Standard) Drain Pump	DV Drain Valve	WS Water Softener	TH (Elektro) Tank Heated EL	TH (Steam/Elektro) Tank Heated EL/S	PR Printer	CS Conductivity Sensor	OR Oil Resistant	DC Drain Cooling	LS Leakage Sensor		
PLW 7111 [S-1001]	11879730	◆	—	◆	◆	◆	—	—	—	—	—	—	—	—	—	◆	
PLW 7111 [S-1002]	11879740	◆	—	◆	◆	◆	—	◆	—	—	—	—	—	◆	—	◆	
PLW 7111 [S-1003]	11879750	◆	—	◆	◆	◆	—	◆	—	—	—	—	—	—	—	◆	
PLW 7111 [S-1004]	11879760	◆	—	◆	◆	◆	—	◆	—	—	—	◆	◆	—	—	◆	

# Baskets for injector modules and inserts

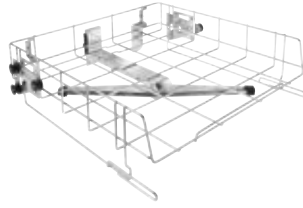


## APLW 106

### Basket, for injector modules or inserts.

- For use on Levels 1 to 4
- Basket with two docking connections
- For loading up to 2 injector modules or inserts
- Connection automatically sealed when not in use
- Loading dimensions: Width 507 mm, depth with holding rail 439 mm, without holding rail 525 mm, height dependent on position on which basket is used and on other baskets in use
- H 151.3, W 559.3, D 621.2 mm

Mat. no. 11854610

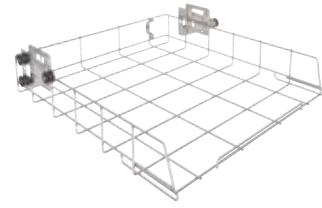


## APLW 107

### Basket, height adjustable, for optimum loading of inserts.

- For use on Levels 2 to 4
- Open front
- For optimum loading of inserts
- With integrated spray arm
- Loading dimensions: Width 507 mm, depth 545 mm, height-adjustable +/- 30 mm, height dependent on position on which basket is used and on other baskets in use
- H 150.5, W 559.3, D 594.4 mm

Mat. no. 11854290



## APLW 152

### Baskets, for various inserts.

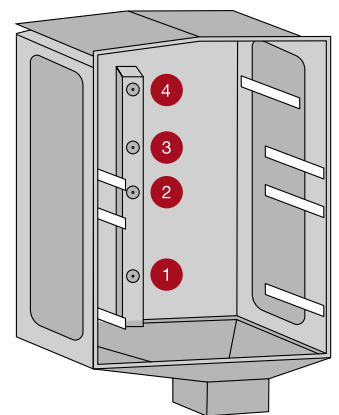
- For use on Level 1
- Vertical clearance dependent on other baskets used
- Clearances: width 507 mm, depth 545 mm
- H 151, W 560, D 596 mm

Mat. no. 11854310

## Load dimensions and sample configurations

	Reprocessing with spray arm (3 levels)		Reprocessing with spray arm (2 levels)		Mixed loads with spray arm and injector nozzles <sup>1</sup> (3 levels)	
	Basket	Load height [mm]	Basket	Load height [mm]	Basket	Load height [mm]
Level 4	APLW 107	158 ± 30	–	278 ± 30	APLW 107	158 ± 30
Level 3	–	178 ± 30	APLW 107		–	–
Level 2	APLW 107		–	–	APLW 106	–
Level 1	APLW 152	234	APLW 152	354 ± 30	APLW 106	210

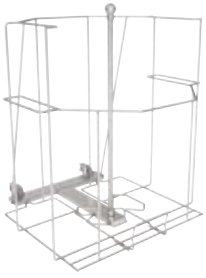
	Reprocessing with injector nozzles <sup>1</sup> (3 levels)		Reprocessing with injector nozzles <sup>1</sup> (2 levels)		Reprocessing with spray arm / injector nozzles <sup>1</sup> (1 level)	
	Basket	Load height [mm]	Basket	Load height [mm]	Basket	Load height [mm]
Level 4	APLW 106	224	–	344	–	–
Level 3	–	220	APLW 106		–	
Level 2	APLW 106		–	–	330	
Level 1	–	–	–	–	APLW 152 / APLW 106	690



<sup>1</sup> Height of injector modules must also be considered.  
Height of A 300/x, A 301/x, A 302/x modules including nozzle support: 18 mm

# Injector module for bulky laboratory glassware

For use in APLW 106 basket



## APLW 215

**Injector module, ideal for large-volume laboratory glassware and carboys up to 50 l**

- For use on Level 1
- Equipped with a special injector nozzle
- Equipped with a holding frame
- Max. bottle diameter: 380 mm
- Bottle height: 560 mm to 620 mm
- Bottle neck diameter: min. 30 mm internal, max. 80 mm external
- H 532, W 505, D 526 mm

**Mat. no. 11853940**



# Injector modules for laboratory glassware

For use in APLW 106 basket

Select from a range of freely configurable or pre-configured injector modules.



## A 300/2

**Injector module for optimum loading of laboratory glassware – can be equipped with 8 nozzles.**

- Suitable for laboratory glassware incl. Erlenmeyer and round flasks
- Module without injector nozzles – Configuration based on individual needs
- For up to 8 injector nozzles
- Particularly suitable for Ø 6 mm injectors, e.g. A 840 or A 841, other diameters possible depending on application
- Nozzle spacing 118 mm across width, 118 mm across depth
- H 72, W 133, D 479 mm

**Mat. no. 11056800**



## A 300/3

**Injector module for optimum loading of laboratory glassware – equipped with 8 nozzles.**

- Suitable for laboratory glassware, incl. Erlenmeyer and round flasks (250 - 1,000 ml).
- Equipped with four A 840 nozzles and four A 841 nozzles
- Nozzle spacing 118 mm across width, 118 mm across depth
- H 228, W 208, D 479 mm

**Mat. no. 11116900**




## A 860

**Holder rack for A 300/2 and A 300/3 injector modules**

- Arrangement: 2 x 4 compartments

**Mat. no. 11056800**




## A 301/4

**Injector module for optimum loading of laboratory glassware – can be equipped with 18 nozzles.**

- Suitable for laboratory glassware incl. Erlenmeyer and round flasks
- Module without injector nozzles – Configuration based on individual needs
- For up to 18 injector nozzles
- Particularly suitable for Ø 4 mm injectors, e.g. A 842 or A 843, other diameters possible depending on application
- Nozzle spacing 78 mm across width, 78 mm across depth
- H 72, W 173, D 479 mm

**Mat. no. 11056810**




## A 301/5

**Injector module for optimum loading of laboratory glassware – equipped with 18 nozzles.**

- Suitable for laboratory glassware, incl. Erlenmeyer and round flasks (50 - 250 ml).
- Equipped with nine A 842 nozzles and nine A 843 nozzles
- Nozzle spacing 78 mm across width, 78 mm across depth
- H 203, W 232, D 493 mm

**Mat. no. 11116950**




## A 861

**Holder rack for A 301/4 and A 301/5 injector modules**

- Arrangement: 3 x 6 compartments

**Mat. no. 11056810**



## A 302/2

**Injector module for optimum loading of laboratory glassware – can be equipped with 32 nozzles.**

- Suitable for laboratory glassware incl. Erlenmeyer and round flasks
- Module without injector nozzles – Configuration based on individual needs
- For up to 32 injector nozzles
- Particularly suitable for Ø 2.5 mm injectors, e.g. A 844 or A 845, other diameters possible depending on application
- Nozzle spacing 60 mm across width, 57 mm across depth
- H 72, W 195, D 479 mm

**Mat. no. 11056820**

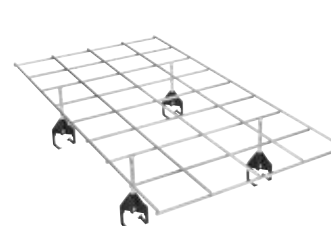


## A 302/3

**Injector module for optimum loading of laboratory glassware – equipped with 32 nozzles.**

- Suitable for laboratory glassware, incl. Erlenmeyer and round flasks (25 - 100 ml).
- Equipped with 16 A 844 nozzles and 16 A 845 nozzles
- Nozzle spacing 60 mm across width, 57 mm across depth
- H 143, W 238, D 479 mm

**Mat. no. 11116960**



## A 862

**Holder rack for A 302/2 and A 302/3 injector modules**

- Arrangement: 4 x 8 compartments
- Plastic-coated

**Mat. no. 11056820**

For additional protection, stability and centring of load items, there is a matching holder rack for each injector module.

# Injector nozzles for laboratory glassware

For use with EasyLoad injector modules

Select nozzles to configure injector modules.  
Sets are available with 1, 5, 10 or 20 nozzles.



## A 840

### Injector nozzle Ø 6 x 130 mm

- For items with neck diameters of between 12 and 85 mm
- Diameter of cap at top: 11 mm

1 off

Mat. no. 11056100

## A 840/1

5 off

Mat. no. 11112600

## A 840/2

10 off

Mat. no. 11113160

## A 840/3

20 off

Mat. no. 11113170



## A 841

### Injector nozzle Ø 6 x 210 mm

- For items with neck diameters of between 12 and 85 mm
- Diameter of cap at top: 11 mm

1 off

Mat. no. 11056190

## A 841/1

5 off

Mat. no. 11113130

## A 841/2

10 off

Mat. no. 11113140

## A 841/3

20 off

Mat. no. 11113150



## A 842

### Injector nozzle Ø 4 x 90 mm

- For items with neck diameters of between 10 and 70 mm
- Diameter of cap at top: 9 mm

1 off

Mat. no. 11056330

## A 842/1

5 off

Mat. no. 11113590

## A 842/2

10 off

Mat. no. 11113630

## A 842/3

20 off

Mat. no. 11113670



## A 843

### Injector nozzle Ø 4 x 185 mm

- For items with neck diameters of between 10 and 70 mm
- Diameter of cap at top: 9 mm

1 off

Mat. no. 11056440

## A 843/1

5 off

Mat. no. 11113720

## A 843/2

10 off

Mat. no. 11113730

## A 843/3

20 off

Mat. no. 11113760



## A 844

### Injector nozzle Ø 2.5 x 80 mm

- For items with neck diameters of between 6 and 55 mm
- Diameter of cap at top: 5 mm

1 off

Mat. no. 11056600

## A 844/1

5 off

Mat. no. 11115470

## A 844/2

10 off

Mat. no. 11115500

## A 844/3

20 off

Mat. no. 11115520



## A 845

### Injector nozzle Ø 2.5 x 125 mm

- For items with neck diameters of between 6 and 55 mm
- Diameter of cap at top: 5 mm

1 off

Mat. no. 11056670

## A 845/1

5 off

Mat. no. 11116120

## A 845/2

10 off

Mat. no. 11116130

## A 845/3

20 off

Mat. no. 11116140

# Injector modules for pipettes, phials, measuring cylinders, viscosimeters and sedimentation cones

For use in APLW 106 basket




## A 303

**Injector module, for optimum loading of up to 98 pipettes.**

- Suitable for 98 measuring and full pipettes, for example
- Height of holder rack: 150 mm
- H 185, W 225, D 471 mm

**Mat. no. 9862560**



## A 304

**Injector module, for optimum loading of up to 98 pipettes.**

- Suitable for 98 centrifuge tubes, phials, test tubes, for example
- H 130, W 222, D 471 mm

**Mat. no. 9862570**




## A 306/1

**Injector module, ideal for large-volume laboratory glassware.**

- Suitable for 4 x 1 - 2 l measuring cylinders, tall form
- Suitable for 2 x 1 - 2 l measuring cylinders, short and 2 tall
- Plastic-coated contact surfaces
- Measuring cylinders even removable when module is in machine
- H 418, W 235, D 471 mm

**Mat. no. 11035210**



## A 312

**Injector module for reprocessing viscometers.**

- Suitable for up to 8 viscometers
- Equipped with 8 x A 867 special nozzles
- Nozzle spacing 118 mm across width, 118 mm across depth
- H 395, W 164, D 475 mm

**Mat. no. 11054470**




## APLW 870

**Set of injector nozzles, with supports, for cleaning sedimentation cones (Imhoff).**

- Set consists of 4 special nozzles with holders
- Max. diameter 120 mm, max. height 470 mm
- For use with separately available A 300/2 injector module
- For use with separately available A 300/3 injector module
- H 290, W 125, D 125 mm

**Mat. no. 12151110**

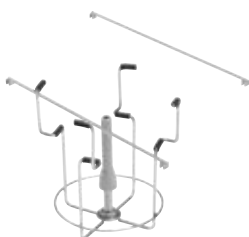


## A 313

**Injector module for reprocessing large-volume laboratory glassware.**

- Adapts to various types of laboratory glassware using A 846, A 847 and A 848 injector nozzles:
  - Laboratory bottles, 2 l - 10 l
  - Round flasks, 2 l - 6 l
  - Erlenmeyer flasks, 2 l - 5 l
  - Measuring cylinders, 2 l - 5 l
- Depending on the diameter, for 2 or 3 load items
- H 361, W 255, D 614 mm

**Mat. no. 11055970**



## A 846

**Injector nozzle, with support, for laboratory bottles and round flasks.**

- For laboratory bottles, max. 10 l, and round flasks, max. 6 l
- Nozzle length: 127 mm, Nozzle length with holder: 158 mm
- Nozzle diameter: 10 mm

**Mat. no. 11025590**




## A 847

**Injector nozzle, with support, for Erlenmeyer flasks.**

- For Erlenmeyer flasks, max. 5 l
- Nozzle length: 127 mm
- Nozzle Ø: 10 mm, Support Ø: 142 mm

**Mat. no. 11025600**



## A 848


**Injector nozzle, with support, for measuring cylinders.**

- For measuring flasks, max. 5 l
- Nozzle length: 350 mm
- Nozzle Ø: 10 mm, Support Ø: 142 mm

**Mat. no. 11025610**

# Inserts and other components

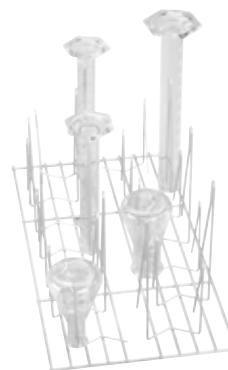
For use in APLW 107 and APLW 152 baskets



**A 321**



**E 103/1, E 104/1, E 105/1, E 139/1**



**E 106**

Article	Description	Mat. no.
<b>Inserts for test tubes, funnels, beakers, wide-necked glassware, measuring cylinders</b>		
A 13	Lid to secure sensitive load items, replacement for use on E 103, E 104, E 105 and E 139.	03810200
A 14/1	Lid, for securing delicate load items for AK 12/1.	11131560
A 321	Insert, for various utensils	11309380
A 322	Lid, for securing delicate load items, for A 321.	11874380
AK 12/1	Insert, for various utensils	11131690
E 149	Insert, for max. 80 test tubes, 16 x 105 mm.	03808800
E 103/1	Insert, for test tubes, 12 x 75 mm.	06907630
E 104/1	Insert, for test tubes, 12 x 105 mm.	06907640
E 105/1	Insert, for test tubes, 12 x 165 mm.	06907650
E 139/1	Insert, for test tubes, 12 x 200 mm.	06907660
APLW 040	Insert, for test tubes, height 100 mm.	11105000
APLW 041	Insert, for test tubes, height 130 mm.	11105010
APLW 042	Insert, for test tubes, height 200 mm.	11105020
APLW 043	Lid for APLW 040 – 042 inserts.	11105030
APLW 044	Separator net, for dividing base in APLW 040, APLW 041 and APLW 042.	11105040
E 106	Insert, for wide-necked glassware, measuring cylinders, etc.	03808310
E 106/1	Insert, for wide-necked glassware, measuring cylinders, etc.	03808320
E 106/2	Insert, for wide-necked glassware, measuring cylinders, etc.	03808330
APLW 038	Insert, for wide-necked Erlenmeyer flasks and measuring cylinders.	11104980
E 109	Insert, for beakers, max. 250 ml.	03808360
E 110	Insert, for beakers, max. 250 – 600 ml.	03808390
E 111	Insert, for beakers, max. 600 – 1,000 ml.	03808420
E 144	Insert, for max. 18 beakers, max. 250 ml.	03808710

Article	Description	Mat. no.
<b>Inserts for Petri dishes, watch glasses, microtitre plates, etc.</b>		
E 118	Insert, for half petri dishes.	03830270
E 402	Insert, for max. 44 watch glasses.	03830420
E 494	Insert, for 5 microtitre plates.	06570920
E 136	Insert, for 56 half petri dishes.	03830280
E 403	Insert, for max. 105 watch glasses.	03830430
E 137	Insert, for 56 half petri dishes.	03830290
APLW 039	Insert, for half petri dishes.	11104990
E 134	Insert, for 210 slides.	03808600
<b>Further components</b>		
A 2	Cover net, for securing delicate load items.	03830460
A 3	Cover net, for securing light-weight items in inserts.	03830470
A 11/2	Insert, for gentle cleaning of delicate load items by softening the spray jet.	11239130
A 320	Insert, for gentle cleaning of delicate load items by softening the spray jet.	11295510
A 838	Tool set, for adjusting basket heights and installing/removing injector nozzles.	11054290
E 336	Irrigation sleeve, for pipettes/MIS instruments in injector units.	03809390
SD-B	Injector nozzle for butyrometers	03583540
E 362	Blind stopper, for sealing connections on load carriers.	03809630